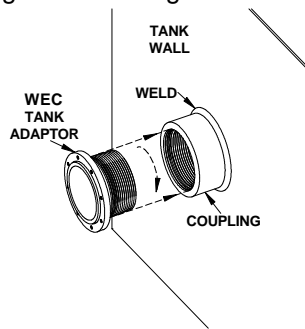


# Installation Instructions for the "AB" Family of Flanged Immersion Heaters

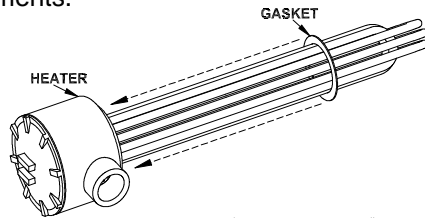
## Replacing a Screw Plug Heater

- a.) Remove existing screw plug heater.
- b.) Clean existing coupling threads using a wire brush.

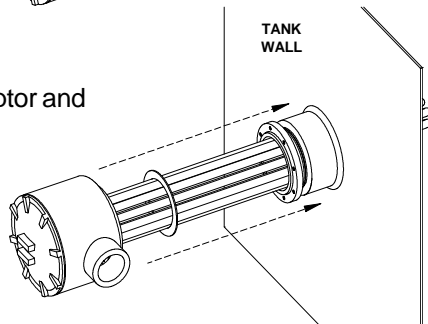
- 1.) Screw in adaptor.



- 2.) Slide gasket over heating elements.

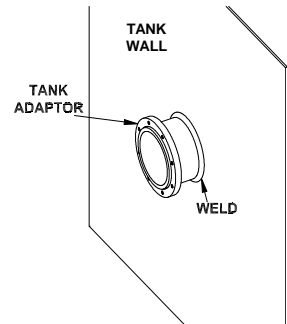


- 3.) Insert heater through adaptor and into tank.

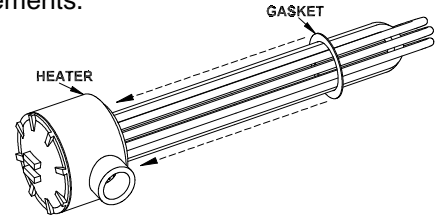


## New Application Using an "AB" Flanged Heater

- 1.) Weld adaptor to tank.



- 2.) Slide gasket over heating elements.



- 3.) Insert heater through adaptor and into tank.

